



FODS INSTALLATION ANCHORING ACCESSORIES

Anchoring Data Sheet

GENERAL INFORMATION

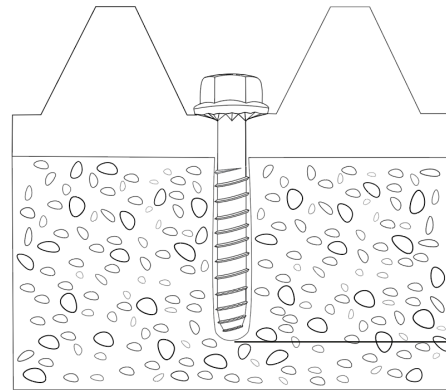
To ensure proper performance and safety, FODS Track out system must be anchored in place. Proper anchoring procedure will vary depending on use and substrate condition. FODS Concrete Screw Anchor or FODS Round Head Form Stake should be used to secure mats in place. FODS anchoring systems are sold separately.

- FODS Concrete Screw Anchor



**4" OR 6"
FODS
CONCRETE
SCREW
ANCHOR**

SERRATED THREADS
ON THE TIP

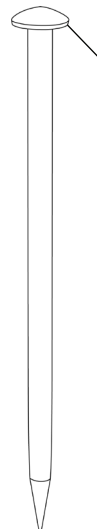


**4 1/2"
OR
6 1/2"
MINIMUM
HOLE
DEPTH
FROM TOP
OF MAT**

Recommended anchor for installation on concrete or asphalt.

SCREW DIAMETER	WRENCH SIZE	MINIMUM HOLE DEPTH
4"	1 1/8"	4 1/2" (INCLUDES 1/2 INCH OVERDRILL)
6"	1 1/8"	6 1/2" (INCLUDES 1/2 INCH OVERDRILL)

- FODS Round Head Form Stake



1.5" HEAD
DIAMETER

**18"
FODS
ROUND
HEAD
FORM
STAKES**

While the number of anchors varies based on substrate and traffic volume, FODS recommends a minimum of two anchors per mat (one per side). When installing the anchors, it is recommended that the contractor select anchor holes where mat is most flush with the ground.

Recommended anchor for installation on soil or grade.




FODS INSTALLATION ANCHORING ACCESSORIES

Anchoring Data Sheet

OTHER OPTIONS FOR VARYING SUBSTRATES

Form stakes can be used in most substrates. To anchor mats to asphalt or concrete, a concrete sleeved anchor should be used. For more information on how to use the anchors please see our installation guide or contact FODS at 844-200-3637.

- Concrete Sleeve Anchor



**3/4" X
6-1/4"
HLC HEX
NUT SLEEVE
ANCHOR**



**AS NUT IS TIGHTENED,
SLEEVE EXPANDS IN
SUBSTRATE**

- Form Stake

**18" X 3/4" NAIL
STAKES WITH
HOLES**

