




TRACKOUT CONTROL MAT

Technical Data Sheet

GENERAL INFORMATION

The FODS Composite trackout control system is designed to be used as a temporary construction entrance which provides site access while minimizing sediment leaving the site. The top surface of the FODS mat is a geometric pattern formed in the shape of pyramids. The mats are unidirectional and are meant to have the staggered pyramids in the direction of travel. Individual mats are connected together with hardware to form various configurations to fit your jobsite.

- Mat Size: 12'(w) x 7' (l) x 3 3/4" (t) (2 7/8" pyramid height)
- Mat Weight: 430lbs
- Pallet Size: 8-Mats
- Truck-Load: 96-Mats
- Hardware boxes is contain within mats pallets




FEATURES & BENEFITS

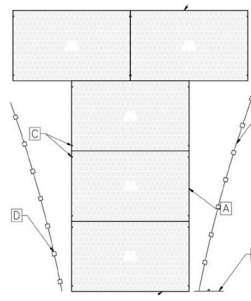
- Re-Usable
- Increased Effectiveness at Reducing Site Trackout
- U/V Stable
- Highly Visible
- Easy to Clean
- Economical
- Recyclable / Reduces Waste
- Extreme Durability
- Rapid Installation & Removal
- Excavation not required
- Chemical Resistant
- Rock-less
- Reduces Waste
- Easy and efficient to transport from site-site

TYPICAL INSTALLATION LAYOUTS


Each site must be evaluated to determine the proper layout, width, and duration of the FODS Trackout Control System (FTCS) based site conditions, entry and exit egress, traffic levels, site soil conditions, and ability to the maintain trackout system. Outlined below are a number of common layouts, the mats are unidirectional and due to the versatility of the mats design the FTCS can be engineered to fit the needs of any site:



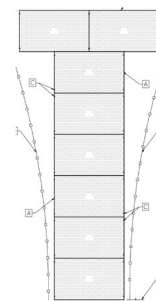
FODS 1x4




FODS 1x4T



FODS 2x4



FODS 1x7T



FODS 2x7

FODS Trackout Control Mat – Technical Data Sheet



COMMON USERS

- Heavy Civil Construction
- Urban Construction / Urban In-Fill
- Bridge & Highway Projects
- Residential Construction
- Land Development
- Forestry
- Energy Exploration
- Oil & Gas Pipeline
- Electrical Power-line
- Temporary Event Access
- Landfill & Waste Management
- Mining



SUITABLE INSTALLATION SUBSTRATE

- Un-Excavated Soil
- Excavated Soil (Min CBR: 4)
- Asphalt
- Concrete

FODS Trackout Control System should be installed near the site exit point, as close to the location where vehicles enter the roadway as is safely as possible. FODS mats should not be installed at a low point on the site where water will pool.



FODS ANCHORING SYSTEMS

- Form-Stakes (18" or 24")
- Cable Earth Anchor
- All-Thread Earth Anchor
- Concrete Sleeve Anchor (asphalt)

CLEANING / MAINTENANCE

Mats should be cleaned once 2.5" of sediment has built up in the lane of travel.

- Skid-steer broom attachment
- FODS Shovel
- Street Sweeper (requires adjusted bristle head)
- Pressure Washer (must have ability to contain water)
- Water Truck (must have ability to contain water)

WARNINGS

- Caution is to be used when crossing mats with metal tracked equipment.
- Equipment with aggressive metal tracks should not cross mats
- Do not drag metal equipment across mats
- Do not use mats for bridging

*****Before using earth anchors, call 811 for locates to mark underground utilities*****



**Know what's below.
Call before you dig.**